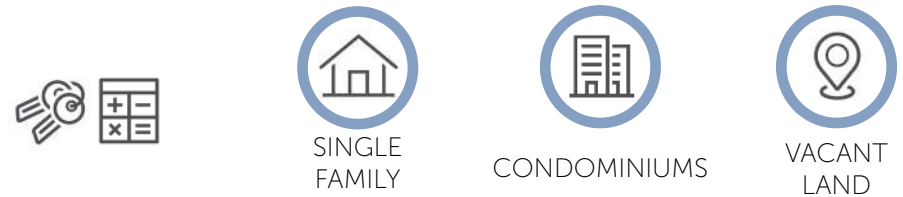


	SINGLE FAMILY		CONDOMINIUM		VACANT LAND	
	Sales	Median \$	Sales	Median \$	Sales	Median \$
CENTRAL						
Central	20	\$527,438	14	\$350,000	2	\$260,000
Kahakuloa	-	-	-	-	1	\$210,000
NORTH SHORE						
Sprecklesville/Paia/Kuau	1	\$800,000	1	\$318,000	-	-
Haiku	6	1,038,000	-	-	1	\$425,000
EAST MAUI						
Hana	-	-	-	-	-	-
Kaupo	-	-	-	-	-	-
Keanae	-	-	-	-	-	-
Kipahulu	-	-	-	-	-	-
Nahiku	-	-	-	-	-	-
UPCOUNTRY						
Kula/Ulupalakua/Kanaio	10	\$897,500	-	-	1	\$380,000
Makawao/Olinda/Haliimaile	7	\$620,000	-	-	-	-
Pukalani	6	\$626,936	-	-	1	\$387,030
SOUTH SHORE						
Kihei	13	\$620,000	43	\$340,000	1	\$469,500
Maalaea	-	-	3	\$399,000	-	-
Maui Meadows	2	\$1,124,000	-	-	1	\$625,000
Wailea/Makena	5	\$1,375,000	7	\$1,400,000	1	\$675,000
WEST MAUI						
Honokohau	-	-	-	-	-	-
Kaanapali	1	\$1,550,000	5	\$885,000	3	\$874,125
Kapalua	1	\$4,000,000	2	\$6,575,000	1	\$700,000
Lahaina	4	\$660,000	2	\$319,500	3	\$1,340,200
Napili/Kahana/Honokowai	4	\$925,000	19	\$403,000	-	-
Olowalu	0	\$0	-	-	-	-
LANAI & MOLOKAI						
Lanai	2	\$270,750	1	\$715,000	-	-
Molokai	-	-	1	\$269,000	1	\$150,000



	2016	2015	2016	2015	2016	2015
MEDIAN SALES PRICE	\$667,500 ▲	\$573,300	\$377,000 ▼	\$399,500	\$469,500 ▼	\$625,000
CLOSED SALES	82 ▼	97	98 ▼	110	17	17
DAYS ON MARKET	173 ▲	95	145 ▲	117	107 ▼	198
VOLUME SALES	\$81,812,387 ▲	\$73,837,826	\$60,967,700 ▼	\$70,114,985	\$10,435,525 ▼	\$26,199,800

*All information taken from Realtors Association of Maui. MLS Sales Data information shown herein, while not quaranteed, is derived from sources deemed reliable. Old Republic Title is providing this information as a free customer service and makes no warranties or representations as to its accuracy.



Wailea Town Center
161 Wailea Ike Pl. #A-102
Wailea, HI 96753
Office: (808) 875-4444
Fax: (808) 875-4414
Email: Jeannie@jeannieKong.com



Jeannie Kong
REALTOR® (S)
Direct: (808) 276-1832

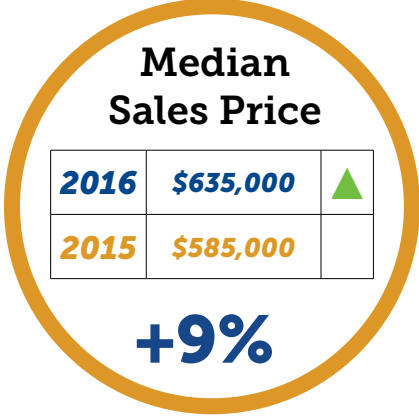

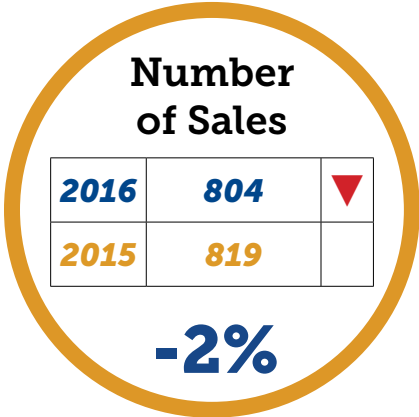
Search all Maui Properties at www.LivingOnMaui.com



LIVINGONMAUI.com

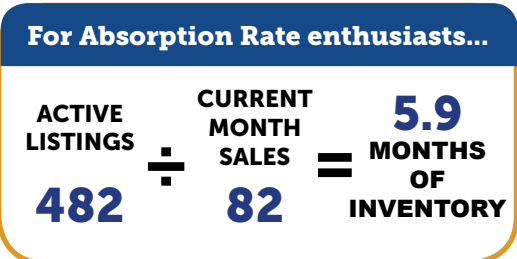
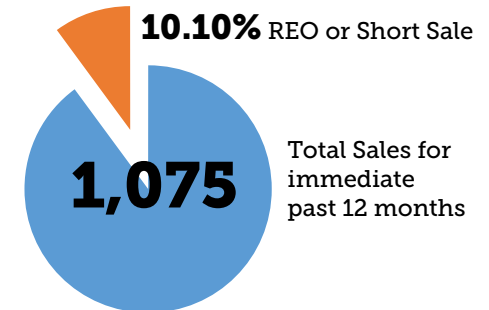
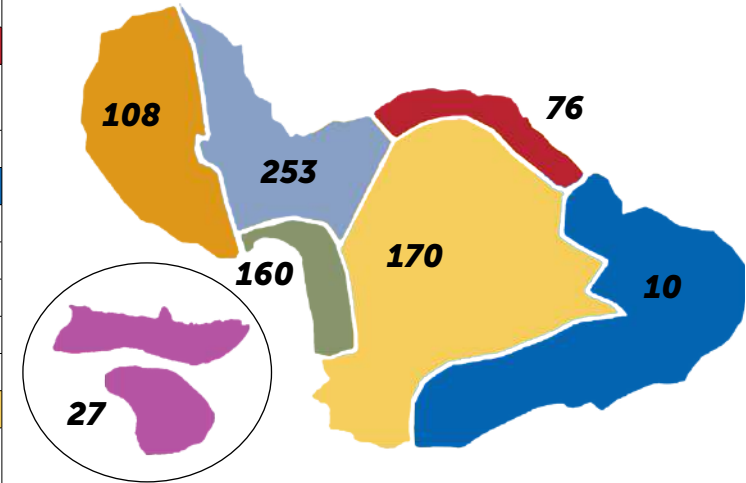


SINGLE FAMILY



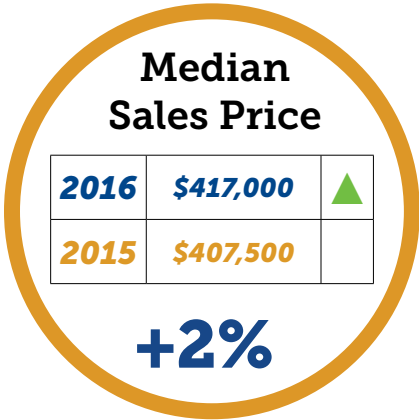

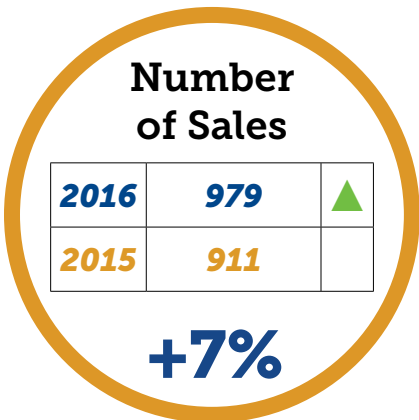
	Sales	1YR CHANGE	Volume \$	1YR CHANGE	Median \$	1YR CHANGE
CENTRAL						
Central	252	-15%	\$145,612,839	-6%	\$551,088	9%
Kahakuloa	1	0%	\$800,000	22%	\$800,000	22%
NORTH SHORE						
Sprecklesville/Paia/Kuau	23	44%	\$47,248,500	236%	\$750,000	24%
Haiku	53	-17%	\$48,345,249	-26%	\$848,000	13%
EAST MAUI						
Hana	8	0%	\$7,733,000	7%	\$542,500	-9%
Kaupo	1	N/A	\$1,300,000	N/A	\$1,300,000	N/A
Keanae	-	-	-	-	-	-
Kipahulu	-	-	-	-	-	-
Nahiku	1	-50%	\$575,000	-9%	\$575,000	82%
UPCOUNTRY						
Kula/Ulupalakua/Kanaio	64	-7%	\$68,624,775	4%	\$712,500	-6%
Makawao/Olinda/Haliimaile	58	45%	\$38,982,450	51%	\$572,875	18%
Pukalani	48	-2%	\$29,474,672	-9%	\$612,500	0%
SOUTH SHORE						
Kihei	123	6%	\$93,180,649	-13%	\$625,000	3%
Maalaea	-	-	-	-	-	-
Maui Meadows	20	33%	\$24,747,550	41%	\$1,287,500	39%
Wailea/Makena	17	-19%	\$71,617,000	-24%	\$3,800,000	41%
WEST MAUI						
Honokohau	-	-	-	-	-	-
Kaanapali	15	-17%	\$30,235,500	-19%	\$1,700,000	-12%
Kapalua	11	10%	\$43,890,000	46%	\$2,700,000	-5%
Lahaina	53	39%	\$73,853,274	76%	\$773,000	10%
Napili/Kahana/Honokowai	27	13%	\$23,947,215	10%	\$835,000	-12%
Olowalu	2	-33%	\$2,950,000	-16%	\$1,475,000	0%
LANAI & MOLOKAI						
Lanai	12	20%	\$5,443,500	34%	\$462,000	35%
Molokai	15	-17%	\$6,772,999	-24%	\$394,999	55%

Total Sales by Region



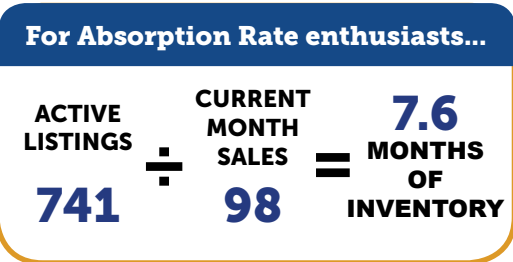
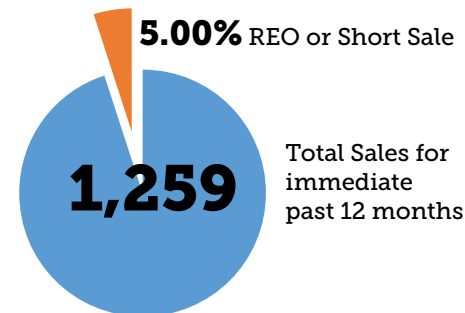
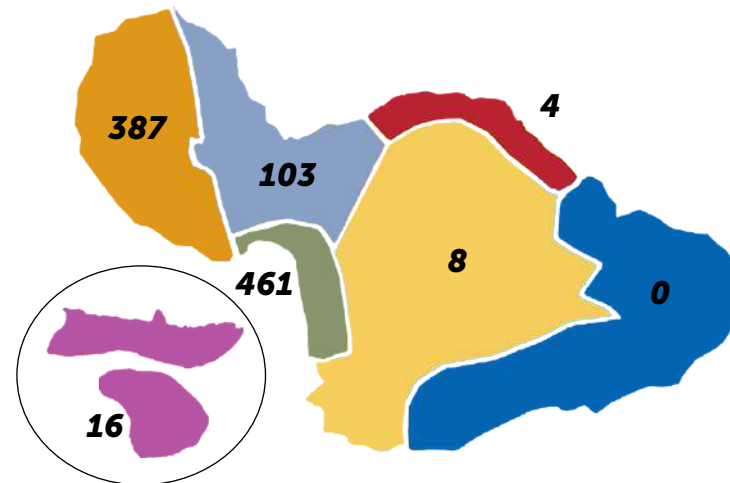


CONDOMINIUM



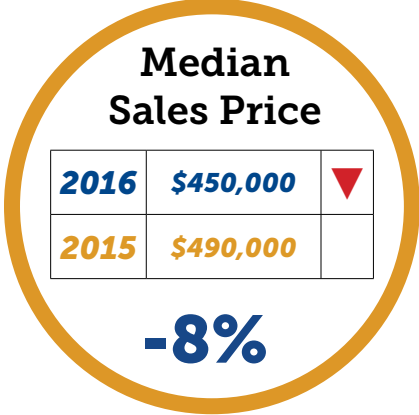
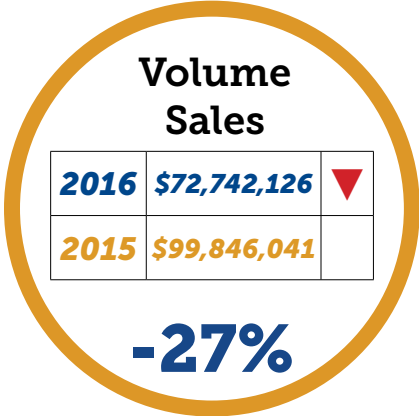

	Sales	1YR CHANGE	Volume \$	1YR CHANGE	Median \$	1YR CHANGE
CENTRAL						
Central	103	3%	\$35,730,989	14%	\$329,000	5%
Kahakuloa	-	-	-	-	-	-
NORTH SHORE						
Sprecklesville/Paia/Kuau	4	100%	\$3,623,000	79%	\$321,500	-68%
Haiku	-	-	-	-	-	-
EAST MAUI						
Hana	-	-	-	-	-	-
Kaupo	-	-	-	-	-	-
Keanae	-	-	-	-	-	-
Kipahulu	-	-	-	-	-	-
Nahiku	-	-	-	-	-	-
UPCOUNTRY						
Kula/Ulupalakua/Kanaio	-	-	-	-	-	-
Makawao/Olinda/Haliimaile	-	-	-	-	-	-
Pukalani	8	700%	\$3,942,138	502%	\$491,875	-25%
SOUTH SHORE						
Kihei	342	3%	\$142,509,850	5%	\$334,500	0%
Maalaea	40	18%	\$16,111,964	26%	\$387,500	12%
Maui Meadows	-	-	-	-	-	-
Wailea/Makena	79	-7%	\$110,853,500	-18%	\$1,100,000	5%
WEST MAUI						
Honokohau	-	-	-	-	-	-
Kaanapali	100	19%	\$126,742,509	18%	\$1,037,500	-3%
Kapalua	26	-7%	\$52,774,384	-7%	\$950,192	-5%
Lahaina	58	-28%	\$28,325,355	-21%	\$480,573	10%
Napili/Kahana/Honokowai	203	38%	\$91,174,074	40%	\$417,000	5%
Olowalu	-	-	-	-	-	-
LANAI & MOLOKAI						
Lanai	4	33%	\$4,170,000	6%	\$770,000	-57%
Molokai	12	-14%	\$2,248,000	58%	\$184,500	96%

Total Sales by Region



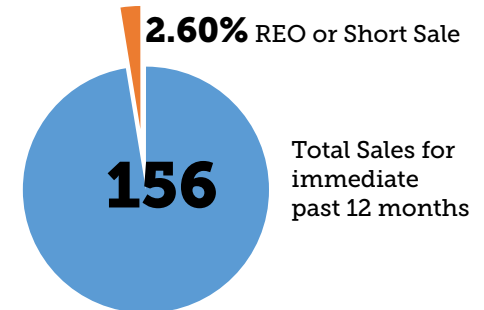
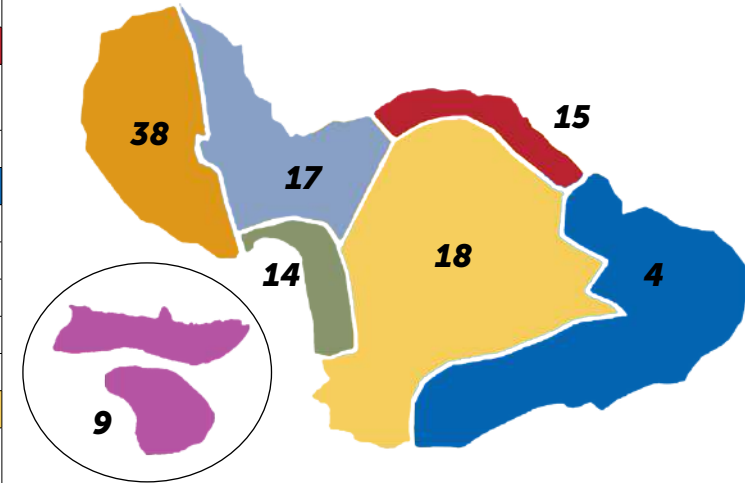


VACANT LAND



	Sales	1YR CHANGE	Volume \$	1YR CHANGE	Median \$	1YR CHANGE
CENTRAL						
Central	12	-25%	\$3,521,500	-51%	\$292,500	4%
Kahakuloa	5	400%	\$1,607,000	326%	\$345,000	-8%
NORTH SHORE						
Sprecklesville/Paia/Kuau	1	N/A	\$2,950,000	N/A	\$2,950,000	N/A
Haiku	14	-13%	\$7,307,000	-14%	\$512,500	16%
EAST MAUI						
Hana	2	-33%	\$435,000	-51%	\$217,500	-30%
Kaupo	-	-100%	-	-100%	-	-100%
Keanae	-	-	-	-	-	-
Kipahulu	1	N/A	\$285,000	N/A	\$285,000	N/A
Nahiku	1	N/A	\$265,000	N/A	\$265,000	N/A
UPCOUNTRY						
Kula/Ulupalakua/Kanaio	10	-33%	\$6,054,000	-22%	\$429,500	-12%
Makawao/Olinda/Haliimaile	5	0%	\$1,851,111	-48%	\$185,000	-35%
Pukalani	3	50%	\$1,047,030	-51%	\$387,030	-64%
SOUTH SHORE						
Kihei	11	-8%	\$7,662,000	10%	\$469,500	-7%
Maalaea	-	-	-	-	-	-
Maui Meadows	1	0%	\$625,000	0%	\$625,000	0%
Wailea/Makena	2	-75%	\$2,025,000	-95%	\$1,012,500	-78%
WEST MAUI						
Honokohau	-	-100%	-	-100%	-	-100%
Kaanapali	15	25%	\$10,171,625	28%	\$755,250	22%
Kapalua	4	100%	\$4,875,000	-17%	\$1,187,500	-60%
Lahaina	16	129%	\$18,678,560	330%	\$1,050,000	114%
Napili/Kahana/Honokowai	1	N/A	\$415,000	N/A	\$415,000	N/A
Olowalu	2	0%	\$1,495,000	-15%	\$747,500	-15%
LANAI & MOLOKAI						
Lanai	-	-100%	-	-100%	-	-100%
Molokai	9	13%	\$1,472,300	183%	\$150,000	344%

Total Sales by Region



For Absorption Rate enthusiasts...

ACTIVE LISTINGS **350** ÷ CURRENT MONTH SALES **17** = **20.6** MONTHS OF INVENTORY